

# Bondite® DIY Series (Do It Yourself)

Two component epoxy based AB glue. Various application on family hardware repair. Excellent bonding performance for ceramic, wood, metal, plastic and leather substrate.

Two tube pack with paper card pannel background.

Easy use in easy package.




**90** minutes

Standard type  
2X15ml set  
12 sets/box



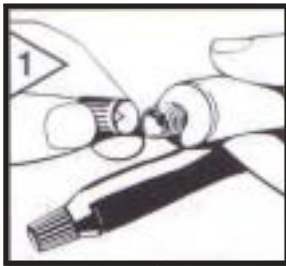
**5** minutes

Rapid type  
2X15ml set  
12 sets/box



**4** Min. Steel

Steel Rapid  
2X15ml set  
12 sets/box



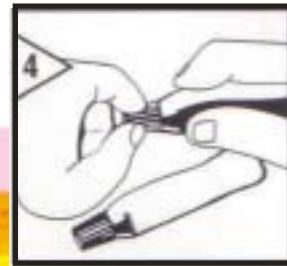
Open



Mixing



Apply



Bonding



## Method of Application:

Making sure the surface to be bonded are clean, dry and free from grease. Roughen smooth, glossy surface. Squeeze out equal amounts of resin and hardener. Mix thoroughly and use before potlife at room temperature. Apply mixture on both joint surface. Hold parts together with clamps, tape, string or weight, etc. Avoid eye and skin contact. Wash hands with warm water and soap after use.

## Storage:

Bondite DIY series will keep for three years provided the white cap is properly screwed back on to the white tube and another cap onto another tube.

Bondite® trademark by Singapore Chemical Speciality Chemicals PTE Ltd.

LION ADHESIVES PTE LTD.

97 Lorong Anggam Singapore 498111

Sales Headquarter:

10F, 129, Section 2, Datong Road, Shijr City, Taipei, Taiwan, ROC

Phone:+886-2-86926868 Fax:+886-2-86926900

E-mail:hungc@lionbond.com